

Operation Guide 5727

CASIO®

You can also find information about operational procedures at the CASIO website.

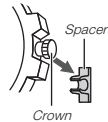
<https://s.casio.jp/mw/en/5727/>



- Your watch may differ somewhat from the one shown in the illustration.

Before Using the Watch for the First Time

- Depending on your watch model, there may be a spacer installed at the factory around the crown. If your watch has a spacer, you should remove the spacer before using the watch.
- After removing the spacer, use the procedures in "Crown Operations" and "To adjust the time setting" to set up the watch for use.

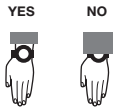


Charging the Watch



When you are not wearing the watch, leave it where its face (solar cell) is exposed to bright light for charging.

To help ensure stable operation, expose the face of the watch to about a half day of direct sunlight each month to charge it.



While wearing the watch, take care so your sleeve does not block its face (solar cell) from light. Charging efficiency may be reduced if the face (solar cell) is blocked from light, even partially.

Warning!

Some light sources and environments can cause the watch to become extremely hot during charging, which creates the risk of burn injury and damage to internal watch components.

Avoid charging the watch under conditions like the ones described below, where the temperatures may exceed 60°C (140°F).

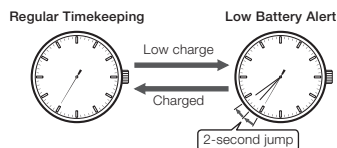
- On the dashboard of a vehicle parked in the sun
- Near incandescent lamps, camera lights, halogen lamps, or other sources of heat
- In locations exposed to direct sunlight for long periods and other hot locations

Low Charge and Dead Battery Conditions

An alert operation is performed when the battery charge goes low.

Low Battery Alert

The second hand will jump at two-second intervals to alert you when the charge is low.



Charging Time

The times below are general guidelines for reference only.

Charging Time to Support Daily Use

Exposure Level (Brightness)	Approximate Charging Time
Outdoor sunlight (50,000 lux)	9 minutes
Sunlight through a window (10,000 lux)	17 minutes
Daylight through a window on an overcast day (5,000 lux)	35 minutes
Indoor fluorescent lighting (500 lux)	8 hours

Charging Time to Recover from Dead Battery

Exposure Level (Brightness)	Approximate Charging Time to 1-second Hand Movement	Approximate Time to Full Charge
Outdoor sunlight (50,000 lux)	2.5 hours	25 hours
Sunlight through a window (10,000 lux)	4 hours	60 hours
Daylight through a window on an overcast day (5,000 lux)	8 hours	110 hours
Indoor fluorescent lighting (500 lux)	110 hours	- - -

Note

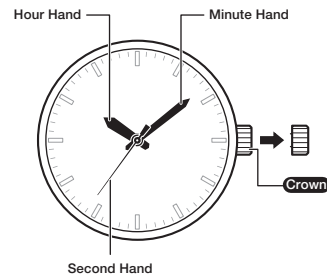
- Actual charging time depends on environmental conditions.

Quick Start

Timekeeping will stop if rechargeable battery power drops to zero. However, Quick Start will resume timekeeping after the watch is exposed to light for a little while.

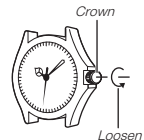
- Though timekeeping will resume virtually immediately, it will stop again if exposure to light is stopped too soon.
- The actual amount of time it takes for timekeeping to resume after exposure to light depends on the brightness of the light.

Using the Watch



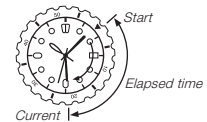
Crown Operations

Some water-resistant models (10BAR, 20BAR) have a screw-in crown. When you need to perform a crown operation, rotate it towards you to unscrew it. Then pull the crown out. Avoid applying undue force when pulling. The watch loses its water resistance while the crown is unscrewed. After performing a crown operation, fully screw the crown back in.



If your watch has a rotary bezel...

You can rotate the bezel to align its ▼ mark with the minute hand. Then you will be able to tell how much time has elapsed since aligning the ▼ mark.



To adjust the time setting

When the second hand is at 12 o'clock, pull the **Crown** out.

Rotate the **Crown** to change the time setting.

Push the **Crown** back in on a time signal to resume timekeeping.

Note

- When changing the time, move the minute hand four or five minutes past your final setting, and then back it up to the setting you want.

Specifications

Accuracy at normal temperature: ±20 seconds a month

Power Supply: Solar cell and one rechargeable battery

Approximate battery operating time: 4 months

Other: Low battery alert

Specifications are subject to change without notice.